




















BOLT 2



Bolt 2	
Single Color	E1XS2SME5(x)X
Dual Colors	E1XS2SME5(y)
Features:	Bright, high-performing light in compact, versatile design
Flash Patterns:	8
Mounts:	Surface Mount, 90°
Dimensions(l):	15.5" (14 cm)
Dimensions(h):	5.5" (14 cm)
Dimensions(d):	0.48" (12.2 cm)
Certifications:	SAE J595, CA title 13, ECE R65, ECE R10, NFPA 1901

Replace (x) or (y) in the Order Number for Standard Color Selection	
Single Colors (x)	A=  B=  R=  W=  G= 
Dual Colors (y)	AW=   BA=   BW=   GA=   RA=   RB=   RW=  

     To configure product to your exact needs, visit [soundoffsignal.com](https://soundoffsignal.com) or contact customer service.